

Patient Portal Self Enrollment

Overview

Self-enrollment allows existing users to enroll for patient portal access without needing an invitation. Users simply enter information about the patient and verify their identity to gain access to the portal. The self-enrollment workflow can be accessed as an alternative (or in addition) to the registration process, which requires an invitation to claim an account.

Important! Self-enrollment is used for existing patients in your electronic health record (EHR). Self-enrollment is not intended for proxy use.

NOTE:

- The minimum age for self-enrollment is 13.
- An email address or social security number must be entered in Cerner to verify identity and complete the self-enrollment process.

Self-Enrollment Process

Complete the following steps to self-enroll for a patient portal account:

1. Access the link for your organization's patient portal website, as indicated by your provider. Click on Sign-up to start the self-enrollment process.

Ellsworth County Medical Center

SIGN IN TO ELLSWORTH COUNTY MEDICAL CENTER

* Email address or username
Not a valid email address.

* Password
 Show password

[Forgot password?](#)

Don't have an account?

English (United States) [Privacy](#) [Terms](#)

2. Enter your first name, last name, and date of birth in the appropriate boxes.
 - a. At the beginning of the self-enrollment workflow, a page is displayed to the user that requires input for a patient search. The users are always required to submit their first name, last name, and date of birth, and to complete the Identity Verification section.

Self-Enrollment for Ellsworth County Medical Center

Self-enrollment is available for Ellsworth County Medical Center patients who are age 13 or older who don't currently have access to Ellsworth County Medical Center, which is an online portal where you can view your medical information and connect with your health care team. Complete the form below to start the self-enrollment process.

If you manage the health of a patient, talk to the patient's health care provider during the next visit to receive a personal invitation to Ellsworth County Medical Center. Self-enrollment is not currently available to caregivers or guardians.

* Indicates a required field.

* **First name**

* **Last name**

* **Date of birth**

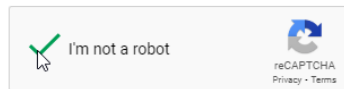
Month **Day** **Year**
September ▾ 19 1939

Enter the year as 4 digits.

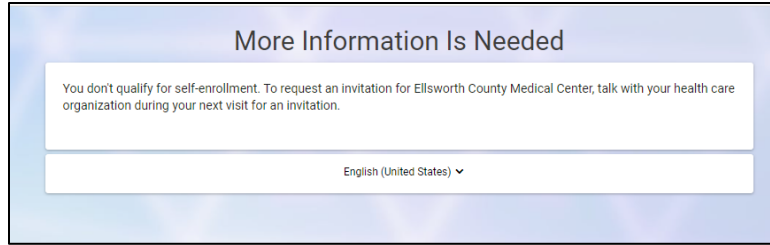
* **How would you like to verify your account?**

Please Enter SSN

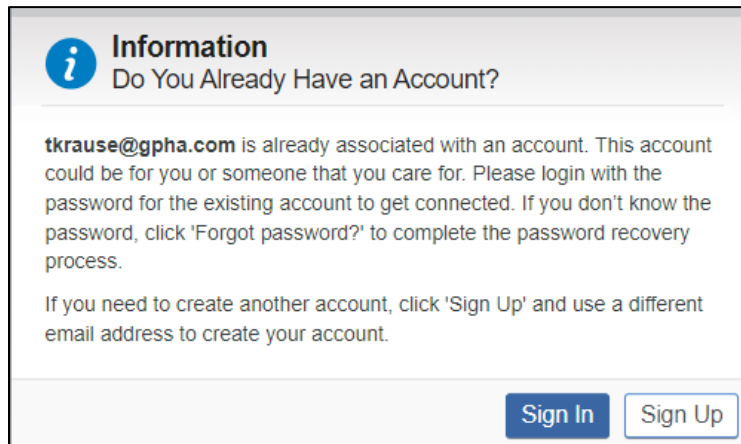
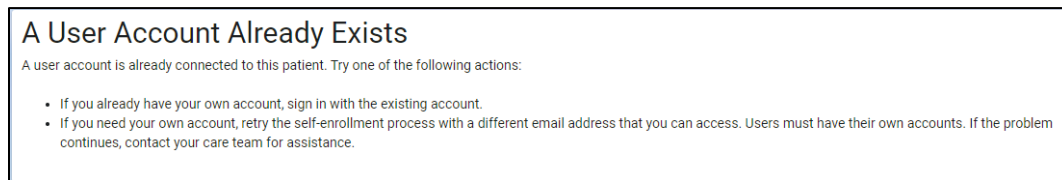
* **Identity verification**



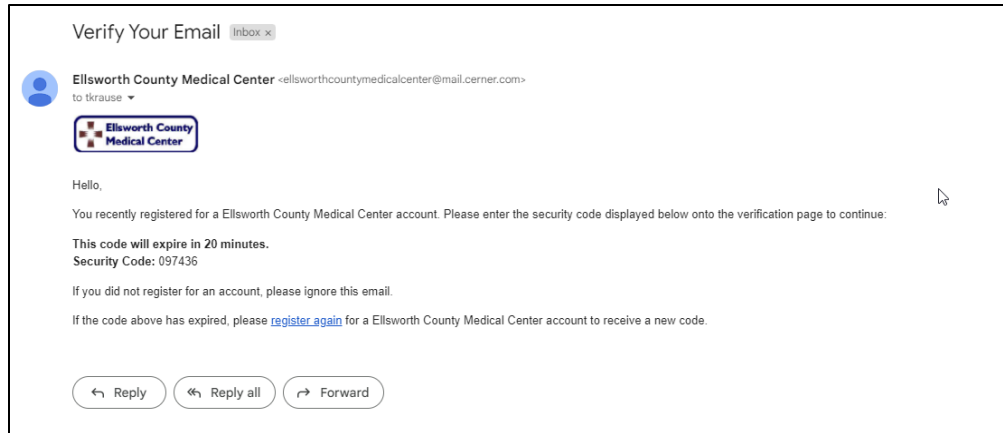
3. You will also have additional elements for personal identification. Individual tabs will be shown. Email address or SSN has been set up to be the default form of verification.
 - a. If the email address option is configured, a user can input an email address instead of a personal identifier. HealtheLife will check multiple areas in Cerner for a match. If a match is found, an email containing a verification code is sent to the email address on file.
 - b. If an email is not entered in Cerner, identity verification must be completing using the personal identifier (SSN) option. HealtheLife will check Cerner for a match.
4. Select the check box in the Identity Verification section to prove you're not a robot.
5. Click **Next**. The system searches to validate your identity.
 - a. If a match is not found, a message similar to the following is displayed. If this message is displayed, you must talk to your health care organization to request an invitation and use the registration process.




- b. If a patient match is found and the user already has already created a portal account, a message similar to the following is displayed. A link also is displayed that directs the user to the Sign In page once selected.



- c. If a match is found one of two things happen:
- i. If you verified your identity using an email:
 - A verification code is sent to you using the email you entered on the previous page.



- Additionally, a page is displayed that allows you to enter the verification code. Enter the verification code sent to you. When entered correctly, the Patient Match Found page is displayed, and you can continue to self-enroll and claim your account.



CHECK YOUR EMAIL

A code has been sent to the email you registered with.
Please enter the code below to verify your account.

* Code

CANCEL SUBMIT

English (United States) ▾ [Privacy](#) [Terms](#)

- ii. If you verified your identity based on SSN, On the “Patient Match Found” page, in the Identity Verification section, select the check box to confirm that you are the patient identified and that you agree to the Terms of Use and Privacy Policy.

Patient Match Found

Congratulations, your patient information has been verified. The last step to connect with Ellsworth County Medical Center is to create your online account. To proceed, confirm that you are the patient and that you agree to the Terms of Use and Privacy Policy.

* All fields are required.

* **Identity verification**

I confirm that I am ACO ZZTEST.

* **Terms of use**

I agree to the Ellsworth County Medical Center [Terms of Use](#) and [Privacy Policy](#).

Next

- iii. Click on Next.
6. Successful completion of this page sends the user to Cerner Health to complete registration.
 - a. If you already have a portal account for another patient, enter that user ID and Password here.
 - i. Click Sign In.
 - ii. Upon returning from Cerner Health, the patient is automatically redirected to your organization's portal home page.
 - b. If you don't, fill out the "I Need An Account" section and follow the on-screen prompts.

[SIGN IN](#)

CREATE ACCOUNT

Complete the short registration process to get access to your health information.

* First Name

* Last Name

Mobile Number

Enter a valid 10-digit mobile number in the format XXX-XXX-XXXX.

* Gender
 ▼

* Date of Birth

* Username

* Email Address

* Password

 Show password

* Confirm Password

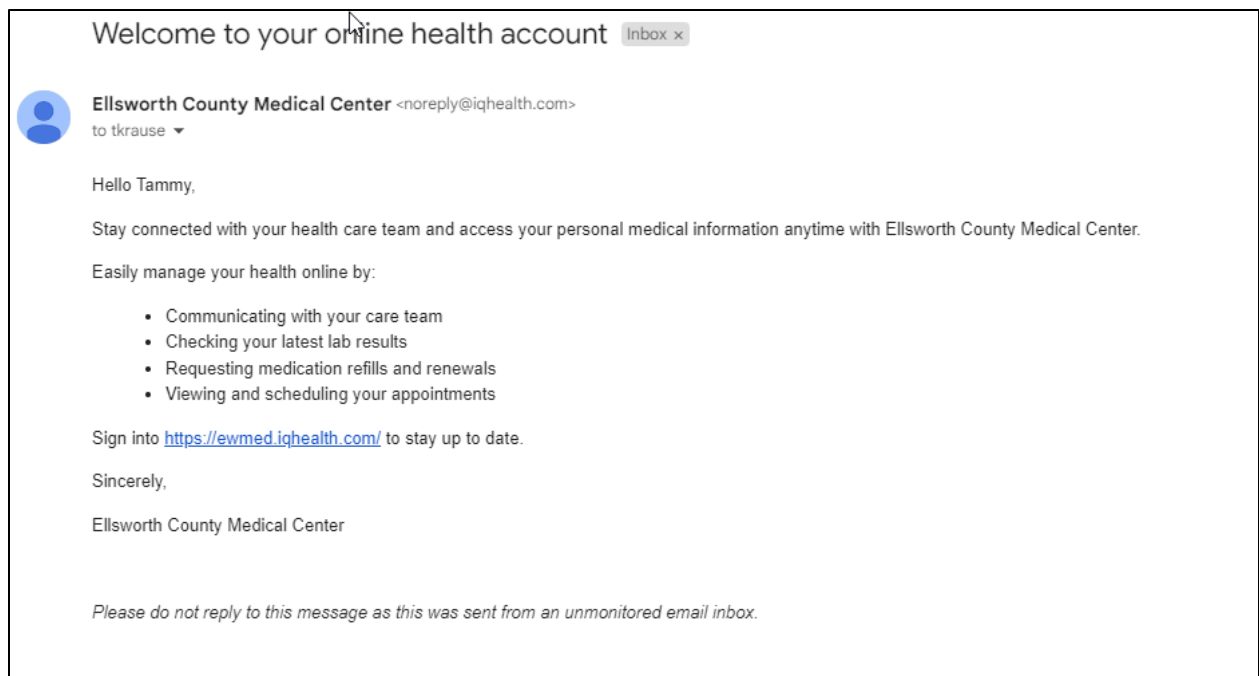
 Show password

I accept the [Terms and Privacy Policy](#).

protected by reCAPTCHA

[Privacy](#) - [Terms](#)

7. You now have successfully created your account. Remember your username and password, as you will need to use them each time you log in to the patient portal.
8. After completing the self-enrollment process, a self-enrollment confirmation email may be sent to your organization.



Self-Enrollment Notification Emails

Upon completing the Self-Enrollment workflow, a self-enrollment notification email is sent to the email address stored in Cerner. If the patient does not have an email address listed in Cerner, no notification email is sent.

